

S A T E C H I



**M1 WIRELESS  
MOUSE**  
USER MANUAL



THANK YOU FOR CHOOSING  
**S A T E C H I**

## COMPLETE YOUR DESKTOP

Featuring Bluetooth 4.0 connection, rechargeable Type-C™ port, and a modern, ergonomic design ideal for both left and right-hand users. Seamlessly connect to your favorite Bluetooth-enabled device for wireless control, with a range of up to 32 ft. Its fast, yet precise tracking makes browsing the web a breeze.


## SPECIFICATIONS

MODEL	ST-ABTCM
DIMENSIONS	4.41" x 2.32" x 1.18"
WEIGHT	86.5g
WIRELESS CONNECTIVITY	Bluetooth
SENSOR TYPE	Optical
RESOLUTION	1200 DPI
BATTERY CAPACITY	500mAh

## SYSTEM REQUIREMENTS

BLUETOOTH VERSION	4.0
WINDOWS	8 / 8.1 / 10
MACOSX	v10.4 or later

## CONTENTS




## PAIRING MODE




To put the M1 Mouse in Pairing Mode, press and hold the "connect" button on the back of the M1 Mouse for ~3 seconds, then release. The indicator will blink blue.

## FUNCTIONS



## PAIRING: MAC

1. Turn on the Bluetooth connection on the device



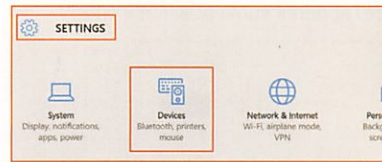
2. Press and hold the "connect" button for about 3 seconds. (Please make sure the blue LED is flashing)



3. The device will search automatically. When "Satechi M1 Mouse" shows, choose "Pair".

## PAIRING: WINDOWS

1. Turn on the Bluetooth connection on the device



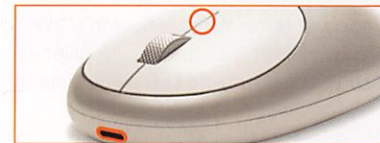
2. Press and hold the "connect" button for about 3 seconds. (Please make sure the blue LED is flashing)



3. The device will search automatically. When "Satechi M1 Mouse" shows, choose "Pair".

## ON / OFF & RECHARGEABLE BATTERY

To turn the Satechi M1 Mouse on or off, move the switch on the back of the device to the "on" position.



The M1 Mouse is equipped with a rechargeable battery. When the mouse is in low power, the indicator will flash red. To charge, plug the included charging cable into the Mouse's USB-C port. Then plug the other end of the cable into a computer or USB wall adapter to charge. The indicator light will turn blue during charging status. When full, the LED will turn off.

**FCC**

This device complies with part 15 of the FCC rules. Operation is subject to the following two conditions:  
1. This device may not cause harmful interference and  
2. This device must accept any interference received, including interference that may cause undesired operation.

**Note:** This Equipment has been tested and found to comply with the limits for a class B digital device, pursuant to Part 15 of the Federal Communications Commission (FCC) rules. These limits are designed to provide reasonable protection against harmful interference in a residential installation. This equipment generates, uses, and can radiate radio frequency energy and, if not installed and used in accordance with the instructions, may cause harmful interference to radio communications. However, there is no guarantee that interference will not occur in a particular installation. If this equipment does cause harmful interference to radio or television reception, which can be determined by turning the equipment off and on, the user is encouraged to try to correct the interference by one or more of the following measures:

- 1.1. Reorient or relocate the receiving antenna
- 1.2. Increase the separation between the equipment and receiver
- 1.3. Connect the equipment into an outlet on a circuit different from that to which the receiver is connected
- 1.4. Consult the dealer or an experienced radio/TV technician for help

Changes or modifications not expressly approved by the manufacturer could void the user's authority to operate the equipment.

**CE** DECLARATION OF CONFORMITY

Satechi declares that this product is in compliance with the essential requirements and other relevant provisions of applicable EC directives. For Europe, a copy of the Declaration of Conformity for this product may be obtained by visiting [www.satechi.net/doc](http://www.satechi.net/doc)

Phone: 858-268-1800  
Email: [sales@satechi.com](mailto:sales@satechi.com)  
[www.satechi.net](http://www.satechi.net)

S A T E C H I



**SOURLIS  
SANS FIL M1**  
MANUEL D'UTILISATION



MERCI D'AVOIR CHOISI  
**S A T E C H I**  
COMPLÉTER VOTRE  
BUREAU

Comprend une connexion Bluetooth 4.0, port rechargeable de Type-C™, et un design idéal pour les utilisateurs droitiers et gauchers. Connectez-vous facilement à votre appareil compatible Bluetooth favoris pour un contrôle sans fil avec une portée jusqu'à 10 mètres. Son suivi rapide ainsi que précis facilite la navigation sur le Web.

**SPECIFICATIONS**

MODÈLE	ST-ABTCM
DIMENSIONS	4.41" x 2.32" x 1.18"
POIDS	86.5g
CONNECTIVITÉ SANS FIL	Bluetooth
TYPE DE CAPTEUR	Optique
RÉSOLUTION	1200 DPI
CAPACITÉ DE BATTERIE	500mAh

**APPARIEMENT : MAC**

1. Activez la connexion Bluetooth sur votre appareil.



2. Appuyez et maintenez le bouton « Connect » pour environ 3 secondes. (veuillez vous assurer que la lumière LED bleue clignote.)



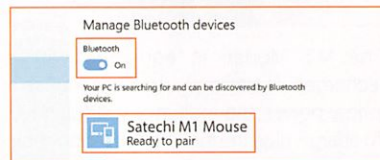
3. L'appareil recherchera automatiquement. Lorsque "Satechi M1 Mouse" s'affiche, choisissez « Pair ».

**APPARIEMENT : WINDOWS**

1. Activez la connexion Bluetooth sur votre appareil.



2. Appuyez et maintenez le bouton « Connect » pour environ 3 secondes. (veuillez vous assurer que la lumière LED bleue clignote.)



3. L'appareil recherchera automatiquement. Lorsque "Satechi M1 Mouse" s'affiche, choisissez « Pair ».

**CONFIGURATION REQUISE**

VERSION BLUETOOTH	4.0
WINDOWS	8 / 8.1 / 10
MACOSX	v6 ou version postérieure

**CONTENU**



**MODE D'APPARIEMENT**



Afin de mettre la Souris M1 en mode d'appariement, pressez et maintenez le bouton « Connect » à l'arrière de la Souris M1 pour environ 3 secondes, puis relâchez. L'indicateur clignotera en bleu.

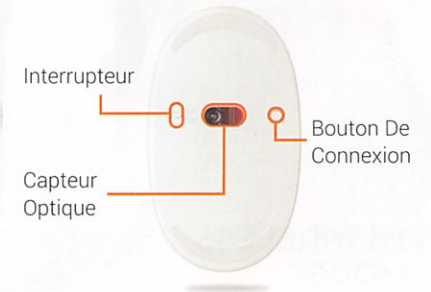
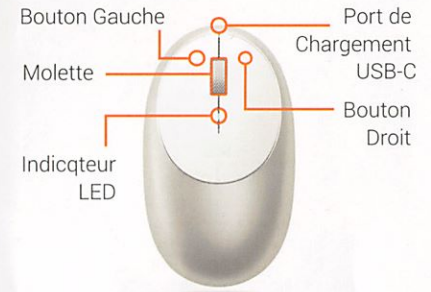
**ALLUMER / ÉTEINDRE & BATTERIE RECHARGEABLE**

Pour allumer ou éteindre la Souris Satechi M1, déplacez l'interrupteur situé à l'arrière de l'appareil sur la position « on »



La Souris M1 est équipée avec une batterie rechargeable. Lorsque la batterie de la souris est faible, l'indicateur clignotera en rouge. Pour recharger, insérez le câble de chargement inclus dans le port USB-C de la souris. La lumière de l'indicateur s'allumera en bleue pendant le chargement et s'éteindra lorsque la batterie sera complète.

**FUNCTIONS**



This device complies with part 15 of the FCC rules. Operation is subject to the following two conditions:  
1. This device may not cause harmful interference and  
2. This device must accept any interference received, including interference that may cause undesired operation.

**Note:** This Equipment has been tested and found to comply with the limits for a class B digital device, pursuant to Part 15 of the Federal Communications Commission (FCC) rules. These limits are designed to provide reasonable protection against harmful interference in a residential installation. This equipment generates, uses, and can radiate radio frequency energy and, if not installed and used in accordance with the instructions, may cause harmful interference to radio communications. However, there is no guarantee that interference will not occur in a particular installation. If this equipment does cause harmful interference to radio or television reception, which can be determined by turning the equipment off and on, the user is encouraged to try to correct the interference by one or more of the following measures:

- 1.1. Reorient or relocate the receiving antenna
- 1.2. Increase the separation between the equipment and receiver
- 1.3. Connect the equipment into an outlet on a circuit different from that to which the receiver is connected
- 1.4. Consult the dealer or an experienced radio/TV technician for help

Changes or modifications not expressly approved by the manufacturer could void the user's authority operate the equipment.



Satechi declares that this product is in compliance with the essential requirements and other relevant provisions of applicable EC directives. For Europe, a copy of the Declaration of Conformity for this product may be obtained by visiting [www.satechi.net/doc](http://www.satechi.net/doc)

Phone: 858-268-1800  
Email: [sales@satechi.com](mailto:sales@satechi.com)  
[www.satechi.net](http://www.satechi.net)